

The Moderating Role of Neuroticism on Evaluative Conditioning: Evidence From Ambiguous Learning Situations

Cătălina Bunghez¹ , Andrei Rusu¹, Jan De Houwer², Marco Perugini³, Yannick Boddez², and Florin Alin Sava¹ 

Social Psychological and
Personality Science
1–10

© The Author(s) 2023



Article reuse guidelines:

sagepub.com/journals-permissions

DOI: 10.1177/1948506231191861

journals.sagepub.com/home/spp



Abstract

Numerous studies have demonstrated a link between neuroticism and negative biases. Although some studies suggest that people with high neuroticism give more weight to negative information, others suggest that they respond more strongly to both positive and negative information. We investigated whether neuroticism is related to the evaluation of conditioned stimuli (CSs) in evaluative conditioning procedures that involve ambiguous learning conditions. We created ambiguous situations where CSs were paired with unconditioned stimuli (USs) consisting of both positive and negative pictures (Experiment 1) or paired alternately with positive and negative USs (Experiment 2). In addition to CSs consistently paired with positive and negative USs, we introduced neutral USs as a control condition. Our findings revealed that neurotic individuals negatively evaluated the CSs from ambiguous conditions relative to neutral conditions. In addition, participants with high neuroticism scores generally rated CSs more negatively. Theoretical and clinical implications of these results are discussed.

Keywords

neuroticism, evaluative conditioning, ambiguity, ambivalent USs

Neuroticism is one of the most investigated personality traits in the five-factor model (FFM) due to its association with both physical and mental health (e.g., Lahey, 2009; Sauer-Zavala & Barlow, 2021). It is characterized by the tendency to experience more frequent and intense negative emotions, perceiving the world as a generally dangerous place, and overreacting to both external and internal sources of stress, even if they are minor (Barlow et al., 2014; Eysenck, 1947; Goldberg, 1993). Recent meta-analytic findings have confirmed the link between heightened neuroticism and an increased propensity to experience negative affect (Kalokerinos et al., 2020).

The study of neuroticism is particularly important because it has been found to foster the development and maintenance of psychopathology, particularly in the context of mood disorders such as anxiety and depression (e.g., Barlow et al., 2014; Ormel et al., 2013; Vittengl, 2017; see the meta-analysis of Kotov et al., 2010). It has been argued that the onset, maintenance, and recurrence of mood disorder symptoms are rooted in a negativity bias in information processing (Beck & Haigh, 2014; Beck et al., 1979). Substantial empirical evidence indeed documents the link between negativity bias and neuroticism, emphasizing that highly neurotic people tend to give more weight to and selectively process negative internal and external

information. For instance, Chan et al. (2007) concluded that people who score high on neuroticism show an increased tendency to process negative information and a decreased tendency to process positive information. Studies on neuroticism and attentional bias have also demonstrated that people with higher neuroticism scores allocate more attentional resources to negative stimuli and have difficulty withdrawing attention from them (e.g., Chen & Zheng, 2005; Rijdsdijk et al., 2009). In addition, research on neuroticism and memory revealed that high levels of neuroticism are associated with a tendency to recall negative events (e.g., Gomez et al., 2002; Norris et al., 2019).

In this article, we focus on whether neuroticism is also associated with a negativity bias in emotional learning;

¹West University of Timișoara, Romania

²Ghent University, Gent, Belgium

³University of Milano-Bicocca, Milan, Italy

Cătălina Bunghez and Florin Alin Sava have contributed equally to this article and should be regarded as joint first authors.

Corresponding Author:

Cătălina Bunghez, Department of Psychology, West University of Timișoara, 4 Vasile Pârvan Boulevard, Timișoara 300223, Romania.

Email: catalina.bunghez@e-uvt.ro

more specifically, the effects of contingencies that involve negative events. According to Sauer-Zavala and Barlow (2021), a bias in emotional learning could lead to the acquisition of pathological behavior patterns. For instance, increased sensitivity to negative social consequences of public speaking could increase the likelihood of developing social anxiety. Our focus is on one emotional learning type, evaluative conditioning (EC). As a procedure, EC involves the pairing of conditioned stimuli (CSs) with positive or negative unconditioned stimuli (USs). As an effect, EC refers to changes in evaluative responses to CSs that result from CS–US pairings (De Houwer, 2007; see Moran et al., 2023, for a review). If highly neurotic individuals exhibit a bias in learning preferences that makes them more likely to acquire dislikes rather than likes, this could indicate potentially risky contexts for the development of internalized psychopathology, such as anxiety and depression. Over time, such people may perceive the world as darker, triggering negative responses. Another possibility is that high levels of neuroticism are related not only to a bigger impact of negative USs but also to a smaller impact of positive USs. In this case, CSs would be generally rated more negatively as neuroticism increases, regardless of US valence.

As far as we know, only one previous study has attempted to investigate the relationship between neuroticism and EC (Vogel et al., 2019). The researchers adopted a typical EC paradigm in which initially neutral stimuli (CSs) were repeatedly paired with either positive or negative USs. Their findings suggested that individuals with high neuroticism scores evaluated CSs paired with negative USs as more negative, while surprisingly, they also evaluated CSs paired with positive USs as more positive. In other words, an increase in neuroticism was associated with both a stronger negative valence transfer (from negative USs to CSs) and a stronger positive valence transfer (from positive USs to CSs). Rather than supporting the idea of a negativity bias in emotional learning, the data suggest that increased neuroticism is linked to a general strengthening of emotional learning (see Larsen & Diener, 1987).

The study by Vogel et al. (2019) may not have revealed a negative bias in emotional learning due to the straightforward contingencies presented to participants. In situations where the contingencies are clear and predictable, a propensity for negativity bias is less likely to manifest (Lissek et al., 2006). Therefore, we re-examined the relation between neuroticism and negative bias in more ambiguous EC procedures, that is, in procedures that create ambiguity regarding the contingencies in which negative stimuli are involved. In a situation that can be interpreted in more than one way (Carleton, 2012), negative events might still receive more weight than positive events for people high in neuroticism (i.e., negative outweighs positive; Brock et al., 2022; Snyder & Ickes, 1985). The results of our study are also likely to have higher ecological validity as many real-life situations involve ambiguous stimulus–stimulus contingencies.

To increase generalizability, we induced ambiguity in two ways. In Experiment 1, we used ambivalent USs, which were pictures blending two opposite valences. In Experiment 2, we conducted a conceptual replication of Experiment 1, but showing alternating pictures of opposite valence. Target CSs were paired with positive USs in 50% of trials and negative USs in the other 50%. While the first manipulation creates ambiguity regarding the valence of the US, the second manipulation creates ambiguity regarding the presence of a positive or negative US. As real-world analogs, consider giving presentations at different conferences and receiving a mix of positive and negative feedback within the comments (ambiguous feedback similar to the ambivalent USs from Experiment 1) or sometimes receiving overall positive comments and sometimes overall negative comments (ambiguous feedback similar to alternating USs in Experiment 2). Given the ambiguity, people might evaluate the feedback in multiple ways (Carleton, 2012). We predicted that participants scoring high on neuroticism would transfer negative valence to a higher extent than positive valence in ambiguous situations, as they tend to interpret such situations more negatively than others (e.g., Saleminck & van den Hout, 2010). This would be an instance of a negativity bias in emotional learning, that is, more negative ratings for CSs from ambiguous conditions.

Experiment 1

In Experiment 1, we conceptualized ambiguity by using ambivalent USs (Glaser et al., 2018). These USs were used in addition to typical, positive, and negative USs. We also used neutral USs as a control. This allowed us to investigate whether the relation between neuroticism and emotional learning is specific to situations with ambivalent USs.

Method

Design

The procedure involved a four-level (US valence: positive vs. negative vs. neutral vs. ambivalent) within-subjects unifactorial design.

Participants

Participants ($N = 556$; 364 female, 192 male, $M_{age} = 24.42$, $SD = 7.38$) were undergraduate and graduate Romanian students. They received course credit in exchange for their participation.

Materials

The 48-item Neuroticism scale from the revised NEO Personality Inventory (Costa & McCrae, 1992) ($\alpha = .93$) was used to measure both neuroticism and its six facets.

We opted for this scale to extend the conceptualization of neuroticism beyond the anxiety and depression facets that Vogel et al. (2019) used in their research. The self-report measure uses a 5-point Likert-type scale (1 = *not agree at all* to 5 = *agree at all*). The descriptive statistics of the scale are presented in Supplemental Materials Section 2.

For the conditioning task, we utilized eight computer-generated grayscale fractals as CSs, previously employed successfully in similar evaluative conditioning studies (i.e., Sava et al., 2020). As in Glaser et al. (2018), a US consisted of two embedded pictures that were either both positive (unambiguous positive US), both negative (unambiguous negative US), both neutral (neutral US), or of opposite valence (i.e., one positive and one negative; ambiguous USs). Each of these four USs was presented twice. The stimuli used in constructing the USs were selected from the International Affective Picture System (IAPS; Lang et al., 2008). More details regarding the pairing and the USs are presented in Supplemental Materials Section 1. An example of an ambivalent US is also presented in the Supplemental Materials.

Procedure

Participants completed the experiment in a laboratory setting. They were informed that the experiment consisted of a visual perception task. The materials were presented on a computer screen via Inquisit 5 software (2016). After providing demographic information and completing the neuroticism scale, participants took part in the EC task. Each CS was repeatedly presented simultaneously with the same US (i.e., one-to-one pairing strategy). The CSs were always shown on the left side of the screen, while the USs were presented on the right. The size of the CSs was 3.15×3.15 inches, and the size of the USs was 4.17×3.15 inches. The whole EC procedure consisted of eight presentations for each of the eight CS–US pairs, resulting in 64 trials. The assignment of CSs to USs was counterbalanced across participants using a generalized version of the Latin square design of order eight (also see Sava et al., 2020). Each pair was presented on the computer screen for 2,500 ms with an inter-stimulus interval of 1,000 ms. After the EC procedure ended, participants were asked to evaluate how much they liked or disliked each fractal (i.e., likeability measure for each CS). Each CS was evaluated on a scale ranging from -3 (*very unpleasant*) to $+3$ (*very pleasant*). Valence awareness was also measured (Stahl et al., 2009) by asking participants which type of valenced US was paired with each CS during the EC procedure. Participants also evaluated the perceived valence of each US on a categorical scale. This measure was used as a valence check for USs. See Supplemental Materials Section 1 for details.

Sample Size Determination

When deciding on the sample size, we ensured sufficient participants for stable and reliable effects (Schönbrodt &

Perugini, 2013) in the event of relatively small effect sizes. We aimed at collecting a sample size of at least 500 participants, which provides sufficient power at 0.80 (with $\alpha = .05$ one-tailed) for detecting an effect of $r \geq .11$, which should be considered a relatively small effect (corresponding to Cohen's $d = 0.22$).

Results

The analyses of Experiments 1 and 2 follow the same rationale. Both experiments' data sets and R codes (we used version 4.1.1) can be accessed on the OSF repository through the following link: <https://osf.io/mcgvs/>.

Preliminary Analyses

To test our hypothesis on the interaction between neuroticism and the US valence on CSs, we used linear mixed-effects regression (Brown, 2021), modeled with the *lmerTest* package (Kuznetsova et al., 2017). First, we were interested in detecting the EC effect. Thus, we verified a null model by including random intercepts for participants and stimuli (i.e., 8 CSs). The variance of the CSs in this null model was close to zero (i.e., 0.07; see Supplemental Materials Section 3). Therefore, we implemented the general model by including only the by-participant random intercept: $\beta = 0.25$, $SE = 0.03$, 95% confidence interval (CI) [0.19, 0.32], $t = 7.80$, $p < .001$ (see Supplemental Materials Section 4).

As we introduced the ambivalent USs in addition to the positive, negative, and neutral USs, we used a dummy-coding scheme by setting the ambivalent valence as the reference level, treating the US valence as a categorical factor. First, we verified whether the EC effect emerged as intended. The full model indicated that the evaluation of CSs paired with negative USs was estimated as being significantly more negative relative to the CSs paired with ambivalent USs: $\beta = -0.48$, $SE = 0.06$, 95% CI [-0.61 , -0.36], $t = -7.62$, $p < .001$. As expected, the evaluation of CSs paired with positive USs was significantly more positive relative to the CSs from the ambivalent condition: $\beta = 0.89$, $SE = 0.06$, 95% CI [0.77, 1.02], $t = 14.09$, $p < .001$. The CSs paired with neutral USs were also significantly more positively evaluated relative to the reference level: $\beta = 0.30$, $SE = 0.06$, 95% CI [0.18, 0.43], $t = 4.78$, $p < .001$. See Supplemental Materials Section 5 for details. Figure 1 depicts the descriptive statistics and the density of CSs evaluations for each condition.

Main Analyses

We introduced neuroticism as a supplementary predictor in the general model to investigate the interaction effect with the valences of USs paired with CSs. The results revealed a statistically significant interaction only between neuroticism and the evaluation of CSs paired with neutral USs relative to the CSs paired with ambivalent USs (the reference level):

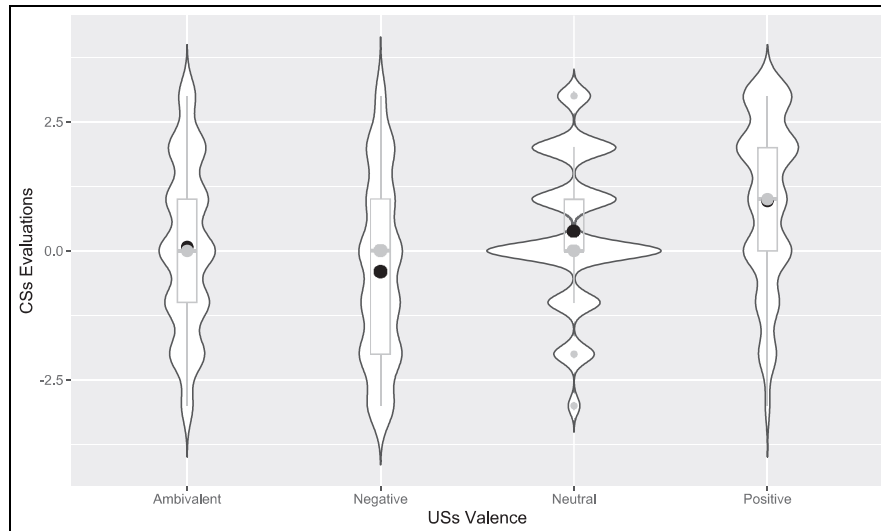


Figure 1. The Summary Statistics and the Density of the CSs Evaluations for Each Condition

Note. The violin plots present the summary statistics and the density of the evaluations for the CSs paired with ambivalent USs (the first plot), negative USs (the second plot), neutral USs (the third plot), and positive USs (the fourth plot). In each plot, there is a boxplot representation of the evaluative response distributions. The black point from each violin plot represents the mean of the evaluative responses for each condition, while the grey point represents the median of the evaluative responses for each condition.

$\beta = 0.005$, $SE = 0.002$, 95% CI [0.001, 0.01], $t = 2.33$, $p = .019$. No interaction effects were found between neuroticism and CSs paired with positive USs or with negative USs relative to the ambivalent condition: $\beta = 0.003$, $SE = 0.002$, 95% CI [-0.001, 0.01], $t = 1.54$, $p = .123$; and $\beta = 0.002$, $SE = 0.002$, 95% CI [-0.001, 0.01], $t = 1.15$, $p = .247$, respectively. Decomposing the significant interaction effect, we found that highly neurotic people evaluated more negatively the CSs paired with ambiguous relative to the CSs paired with neutral stimuli (see Figure 2). Thus, the selective bias in evaluation seems to be captured here only when the evaluations of CSs paired with ambivalent USs are compared to a neutral, non-valenced learning condition. That is, highly neurotic people evaluated the CSs paired with ambivalent USs as more negative than the CSs paired with neutral USs. The magnitude of these effects was small (see Supplemental Material Section 6).

When we introduced the categorization of the USs valence as a dummy variable in the analysis (i.e., 1 [stimulus categorized according to its normative valence] vs. 0 [stimulus categorized as having different valence than intended]), the result of the interaction remained similar to the one presented earlier (see Supplemental Materials Section 7). Thus, the perception of the USs' valence did not affect the robustness of the revealed interaction effect.

The analyses also revealed a significant main effect of neuroticism: $\beta = -0.005$, $SE = 0.001$, 95% CI [-0.01, -0.001], $t = -3.18$, $p = .001$. This effect showed that the ratings of CSs decreased across conditions as the neuroticism score increased in the sample. That is, highly neurotic participants gave lower ratings to the CSs, independent of

the US valence paired with. Figure 2 shows these results, also highlighting the interaction effect previously discussed.

Experiment 2¹

Experiment 2 represents a conceptual replication of Experiment 1, the main difference being that ambiguity was operationalized by mixed pairings. Specifically, in the ambiguous condition, CSs were alternately paired with positive USs in 50% of trials and negative USs in the other 50% of trials. This experiment was preregistered at https://aspredicted.org/QB4_YZG.

We expected to find the same key results as for Experiment 1: a main effect of neuroticism on the CSs ratings and an interaction effect of neuroticism and the ambiguous experimental condition (compared to the control one).

Method

Design

The conditioning procedure involved a four-level (USs' valence: 100% negative vs. 100% positive vs. 100% neutral vs. 50% negative–50% positive) within-subjects unifactorial design.

Participants

For this experiment, the participants were recruited via Prolific (<https://www.prolific.co/>). Four hundred participants (197 female, 203 male, $M_{age} = 28.57$, $SD = 9.31$),

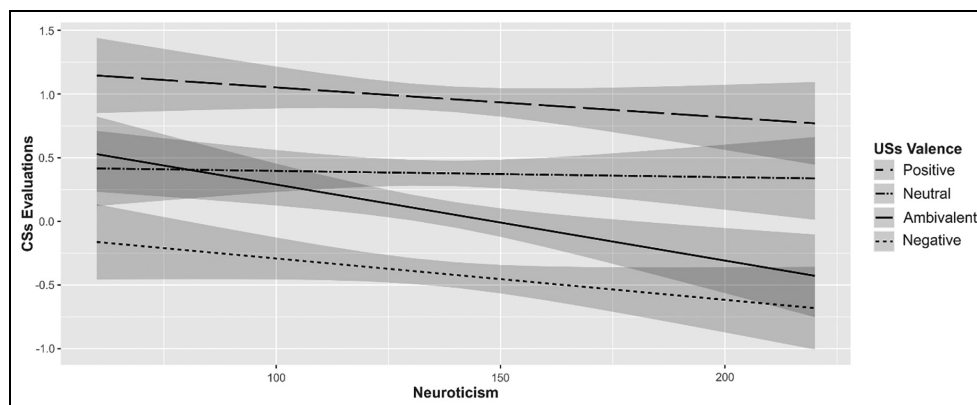


Figure 2. The Main Effect of Neuroticism on the CSs Evaluations

Note. Each slope becomes more abrupt as the level of neuroticism increases, reflecting the general negative ratings received by CSs, independent of the condition. The interaction effect between neuroticism and the evaluations of the CSs paired with ambivalent USs, relative to the neutral condition, is also visible (see the second and third lines).

eligible based on the exclusion criteria mentioned in the pre-registration, took part in the study. Participants are part of the general population. In Supplemental Materials Section 8, a table with the country of residence for the participants involved in this experimental replication is presented.

Materials

Given the online data collection, we opted to use a copyright-free neuroticism scale (Johnson, 2014) ($\alpha = .91$) for this second experiment. The scale is part of the International Personality Item Pool and can be accessed at <https://ipip.ori.org/30FacetNEO-PI-RItems.htm>. This scale also presents the six facets of neuroticism. Considering that our main aim was focused on the whole trait of neuroticism, in the main analyses reported in the manuscript, we did not take into account the individual facets. However, their descriptive statistics are reported in Supplemental Materials Section 8. This self-report measure also uses a 5-point Likert-type scale (1 = *Strongly disagree* to 5 = *Strongly agree*).

All eight fractals from Experiment 1 were employed as CSs. Ten pictures selected from IAPS (Lang et al., 2008) were used as USs: two for the positive condition, two for the negative condition, two for the neutral condition, and four for the ambiguous condition. All USs pictured a human face or, particularly, a child's face expressing positive or negative emotions (except for the neutral condition). For this experiment, the USs are singular images, most of them being used for the merged US pictures from Experiment 1. The USs were not evaluated (as in Experiment 1), given the lack of an effect in the previous study. The IAPS codes and the detailed EC procedure are described in Supplemental Materials Section 8.

Procedure

All materials were presented using Inquisit 6 software (2016). After providing informed consent, participants completed the neuroticism self-report measure. The EC task started immediately afterward. Two CSs were always paired (100%) with positive USs (each CS was paired with the same US), two CSs were always paired (100%) with negative USs (each CS was paired with the same US), two CSs were always paired (100%) with neutral USs (each CS was paired with the same US), and two CSs were paired equally often with a positive US and with a negative US (i.e., 50% of the trials included a positive US and 50% included a negative US). Throughout the EC procedure, each CS was presented eight times with its corresponding US, resulting in 64 trials (similar to Experiment 1). The Latin square design of Order 8 allowed us again to counterbalance the CS–US pairings. The CSs were always presented on the left side of the screen, while the USs were presented on the right. The size of the CSs was 3.15×3.15 inches, and the size of the USs was 4.17×3.15 inches. As in Experiment 1, each pair was displayed on the computer screen for 2,500 ms with an inter-stimulus interval of 1,000 ms. After the EC procedure ended, participants were asked to evaluate how much they liked or disliked the fractals (from $-3 = \textit{very unpleasant}$ to $+3 = \textit{very pleasant}$). The valence awareness was also measured (see Experiment 1). The data collection concluded with a debriefing section.

Sample Size Determination

We targeted a sample size of around 400, which provides sufficient power at 0.80 (with $\alpha = .05$ one-tailed) for detecting an $r \geq |.14|$, which is a relatively small effect (corresponding to Cohen's $d = 0.3$).

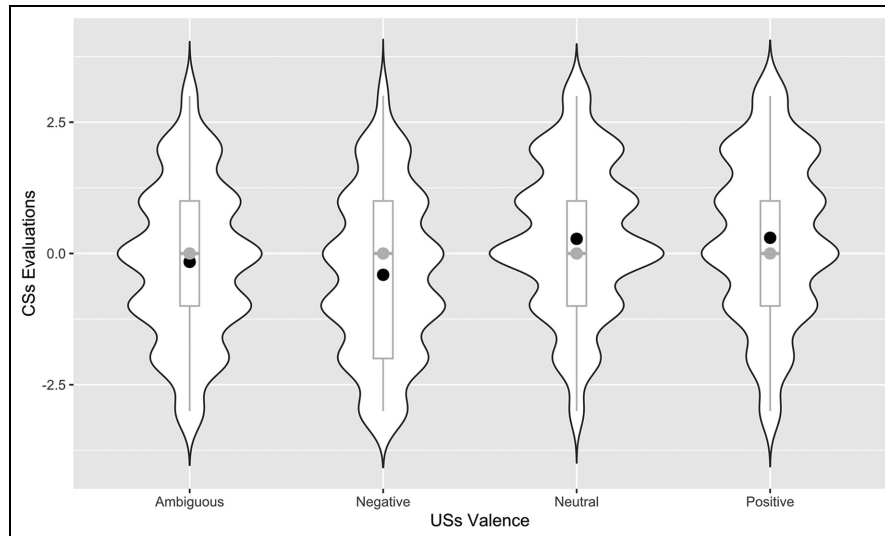


Figure 3. The Summary Statistics and the Density of the CS Evaluations for Each Condition

Note. The violin plots present the summary statistics and the density of the evaluations for the CSs from the ambiguous condition (the first plot), negative condition (the second plot), neutral condition (the third plot), and positive condition (the fourth plot). In each plot, there is a boxplot representation of the evaluative response distributions. The black point from each violin plot represents the mean of the evaluative responses for each condition, while the grey point represents the median of the evaluative responses for each condition.

Results²

Similar to Experiment 1, we analyzed data using linear mixed-effects regression.

Preliminary Analyses

First, we tested whether there was an EC effect. We computed a null model by including random intercepts for participants and stimuli (i.e., eight CSs). The variance of the CSs in the overall model was close to zero, similar to Experiment 1 (i.e., 0.07; see Supplemental Materials Section 9). Thus, we implemented the general model by including only the by-participant random intercept: $\beta = 0.002$, $SE = 0.04$, 95% CI $[-0.08, 0.09]$, $t = 0.067$, $p = .947$ (see Supplemental Materials Section 11).

Analogous to the analyses we carried out for Experiment 1, we used the percentage of the valence pairing as a categorical factor and created dummy scores by setting the 50%–50% condition as the reference level (i.e., the ambiguous condition). The results showed that the CSs paired only with negative USs were evaluated significantly more negatively relative to the CSs from the ambiguous condition: $\beta = -0.24$, $SE = 0.06$, 95% CI $[-0.37, -0.12]$, $t = -3.83$, $p < .001$. The CSs paired only with positive USs were evaluated significantly more positive relative to the CSs from the ambiguous condition: $\beta = 0.45$, $SE = 0.06$, 95% CI $[0.33, 0.58]$, $t = 7.13$, $p < .001$. Finally, the CSs from the neutral condition were evaluated significantly more positive relative to the ambiguous condition: $\beta = 0.43$, $SE = 0.06$, 95% CI $[0.31, 0.56]$, $t = 6.82$, $p < .001$ (see Supplemental Materials Section 12). Figure 3 presents

the descriptive statistics and the density of CS evaluations for each condition.

Main Analysis

Besides the categorical valence factors, we introduced the neuroticism score as a supplementary predictor in the general model to investigate the interaction effect between neuroticism and the conditions. Again, the reference level was represented by the ambiguous learning condition (50%–50%). When we looked at the interaction effect between neuroticism and the CSs from the neutral condition relative to the CSs from the ambiguous condition, we identified a significant interaction effect similar to that observed in Experiment 1: $\beta = 0.01$, $SE = 0.003$, 95% CI $[0.00, 0.02]$, $t = 2.77$, $p = .005$ (see Figure 4).

Moreover, we did not identify any interaction effect between neuroticism and the CSs paired only with negative USs relative to the CSs from the ambiguous learning condition: $\beta = 0.004$, $SE = 0.003$, $t = 1.09$, $p = .273$. We also did not find an interaction effect between neuroticism and the CSs paired only with positive USs relative to the ambiguous learning condition: $\beta = 0.004$, $SE = 0.003$, $t = 1.06$, $p = .287$. Therefore, these results also replicate the findings of Experiment 1 (see Supplemental Materials Section 13).

A simple effect of the neuroticism factor revealed by the main analyses was also replicated: $\beta = -0.008$, $SE = 0.003$, 95% CI $[-0.02, -0.001]$, $t = -2.36$, $p = .018$. Thus, the finding shows that the ratings of CSs generally decreased as the neuroticism score increased in the sample (see Figure 4).

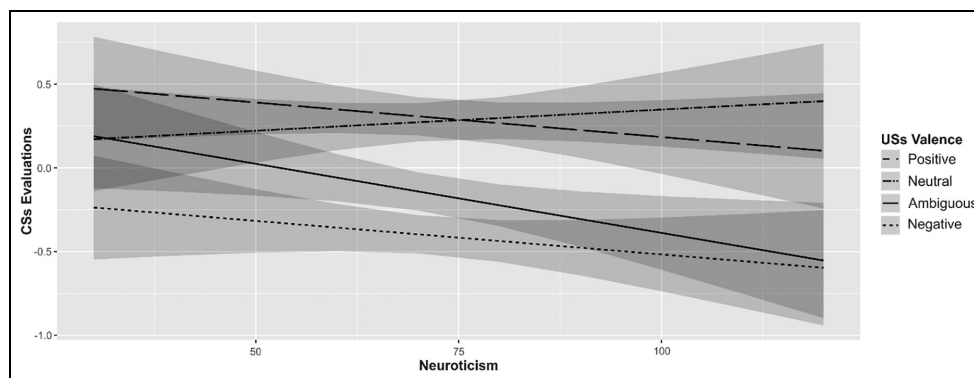


Figure 4. *The Simple Effect of Neuroticism Factor on the CS Evaluations*

Note. Figure 4 presents the slopes of CS evaluations for each condition. Each slope becomes more abrupt as the level of neuroticism increases (except the neutral one—first line), reflecting the main effect as generally more negative ratings received by CSs, independent of condition. The interaction effect between neuroticism and the ambiguous condition (relative to the neutral one) over the evaluations of the CSs is also visible (see the second and third lines).

Discussion

The current studies investigated the relationship between neuroticism and EC under ambiguous learning conditions. Neuroticism is a personality trait frequently associated with a negativity bias, a factor with an essential role in the onset and maintenance of emotional disorders (e.g., Beck & Haigh, 2014; Beck et al., 1979). Such biases were mostly captured at the level of attention and memory (e.g., Brock et al., 2022; Chen & Zheng, 2005; Gomez et al., 2002; Norris et al., 2019).

In the current article, we focused on capturing the negativity bias in emotional learning via EC procedures with ambiguous outcome stimuli. Vogel et al. (2019) previously identified, via a typical, unambiguous EC procedure, that people who score high on neuroticism respond more negatively to a negatively conditioned stimulus and more positively to a positively conditioned stimulus (as per the perspective of Larsen & Diener, 1987). In our research, we aimed to create conditions under which highly neurotic people may give more weight to negative events than to positive events. More specifically, in addition to pairing unambiguously positive, negative, and neutral USs with CSs, we introduced ambivalent USs (Experiment 1) or paired target CSs alternately with both positive and negative USs (Experiment 2). Considering evidence supports that highly neurotic people respond negatively under conditions of ambiguity (e.g., Lommen et al., 2010; Salemink & van den Hout, 2010), we expected that participants who scored high on neuroticism would evaluate the CSs from the ambiguous conditions more negatively relative to the CSs from the neutral ones.

The results of both experiments robustly showed that participants who scored high on neuroticism evaluated the CSs from the ambiguous conditions more negatively as compared to CSs from the neutral conditions. In other words, we found and replicated a relation between

neuroticism and a negativity bias in emotional learning when comparing ambiguous conditions to unambiguously neutral conditions.

It should be noted, however, that we did not find this relation when comparing ambiguous situations with unambiguously positive or negative situations. Interestingly and unexpectedly, the CSs from the positive and negative conditions received more negative ratings at higher neuroticism scores. Thus, our results are neither in accordance with the findings of Vogel et al. (2019) nor with the classical theoretical perspective on neuroticism that emphasizes the prominent focus on negative valence as being an essential feature for highly neurotic people (e.g., Eysenck, 1967; Gray, 1981). Our findings seem to align more with the idea of dispositional negativity. People high in dispositional negativity experience distress not only in contexts with clear sources of stress but also when the potential stressors are diffuse or even absent (or positive, as in our positive learning conditions; see Shackman et al., 2016, for a theoretical and empirical review).

Having this said, a relation between neuroticism and the evaluation of CSs was absent for CSs paired with neutral USs. Rather than suggesting general dispositional negativity, this result indicates that neuroticism is related to general negativity toward emotional stimuli: It is not only the case that CSs related to negative stimuli are experienced as more negative but also that CSs related to positive stimuli are evaluated as less positive by people scoring high on neuroticism. This dispositional negativity in highly neurotic people could co-exist with a disposition to interpret emotionally ambiguous situations in a more negative manner. Such an interpretation is in line with our findings. Specifically, the relation between neuroticism and CSs paired with ambiguous stimuli was stronger than the relation between neuroticism and CSs paired with positive stimuli or with negative stimuli. However, this interpretation

should be treated with caution because the significant effects were obtained for ambiguous conditions only in comparison with the neutral ones. Also, the effects were rather subtle in size. However, this is an important finding, informing that ambiguous situations might be the contexts under which neuroticism can predispose people to develop affective disorders such as (social) anxiety and depression (e.g., Sauer-Zavala & Barlow, 2021).

As limitations, we can note that we included only two CSs per condition in our experiments, whereas in the experiments of Vogel et al. (2019), the procedures involved twelve CSs. This complicates the comparison between our studies. Another difference concerns the selection of CSs. Vogel et al. (2019) implemented a pre-rating phase of CSs in some of their experiments and used only CSs that were rated neutrally. However, we used novel CSs but did not verify whether they were entirely neutral before the study. This again complicates the comparison between the studies. However, as noticed in a recent review (Moran et al., 2023), many experiments in the EC field have not used idiosyncratically determined neutral CSs (i.e., being pre-rated as neutral before including them in the EC procedure), an aspect which does not seem essential for EC. Another weakness of our studies, which might reduce the generalizability of the findings, concerns the stimuli selection and assignment in our EC paradigm. We used a limited number of specific USs for each of the four EC conditions. Future studies should consider employing a larger pool of USs with random assignment for each condition and each participant.

Future research should investigate the underlying mechanisms that lead to effects such as general negativity toward emotional stimuli and a negativity bias in ambiguous contexts. For instance, people scoring high on neuroticism may perceive USs as more negative than they are normatively perceived, as suggested by Ingendahl and Vogel (2023). Alternatively, they may transfer negative valence more easily from USs to CSs due to their heightened reactivity to emotional valence, as proposed by Casini et al. (2023). Another possibility is that highly neurotic individuals struggle more with negative emotions, leading them to rate such stimuli or emotions more negatively, as Trnka et al. (2012) noted.

These research questions, as well as the existing mixed findings on the relevance of neuroticism as a moderator for basic learning phenomena like EC, warrant further investigation to understand better the role of individual differences in conditioning and the significance of neuroticism as a basic personality trait in providing an account for the onset and/or maintenance of emotional disorders.

Acknowledgments

We thank Laurențiu Maricuțoiu, Marine Rougier, and Giulio Costantini for their valuable inputs regarding the linear mixed-effects models analyses.



Declaration of Conflicting Interests

The author(s) declared no potential conflicts of interest with respect to the research, authorship, and/or publication of this article.

Funding

The author(s) disclosed receipt of the following financial support for the research, authorship, and/or publication of this article: Our work received funding from the European Union's Horizon 2020 research and innovation program under the grant agreement no. 952464 and from Exploratory Research Projects—2020 Call under the registration code PN-III-P4-ID-PCE-2020-1964.

ORCID iDs

Cătălina Bunghez  <https://orcid.org/0000-0002-9098-2516>
Florin Alin Sava  <https://orcid.org/0000-0001-8898-1306>

Supplemental Material

The supplemental material is available in the online version of the article.

Notes

1. We conducted an earlier study almost identical to Experiment 2, with the main difference that it did not include a condition with neutral USs. Results were similar to the ones obtained in the new experiment (see Supplemental Materials Section 15). We opted to report only the results of the new study because the earlier one did not include the condition with neutral USs, which is vital to examine whether the interaction effect observed in Experiment 1 can be replicated.
2. Supplementary Analyses of Experiments 1 and 2 regarding neuroticism's withdrawal and volatility components are presented in Supplemental Materials Section 14.

References

- Barlow, D. H., Sauer-Zavala, S., Carl, J. R., Bullis, J. R., & Ellard, K. K. (2014). The nature, diagnosis, and treatment of neuroticism: Back to the future. *Clinical Psychological Science*, 2, 344–365. <https://doi.org/10.1177/2167702613505532>
- Beck, A. T., & Haigh, E. A. (2014). Advances in cognitive theory and therapy: The generic cognitive model. *Annual Review of Clinical Psychology*, 10(1), 1–24. <https://doi.org/10.1146/annurev-clinpsy-032813-153734>
- Beck, A. T., Rush, A. J., Shaw, B. F., & Emery, G. (1979). *The cognitive therapy of depression*. The Guilford Press.
- Brock, R. L., Harp, N. R., & Neta, M. (2022). Interpersonal emotion regulation mitigates the link between trait neuroticism and a more negative valence bias. *Personality and Individual Differences*, 196, 111726. <https://doi.org/10.1016/j.paid.2022.111726>
- Brown, V. A. (2021). An introduction to linear mixed-effects modeling in R. *Advances in Methods and Practices in Psychological Science*, 4(1), 2515245920960351. <https://doi.org/10.1177/2515245920960351>
- Carleton, R. N. (2012). The intolerance of uncertainty construct in the context of anxiety disorders: Theoretical and practical

- perspectives. *Expert Review of Neurotherapeutics*, 12, 937–947. <https://doi.org/10.1586/ERN.12.82>
- Casini, E., Richetin, J., Sava, F. A., & Perugini, M. (2023). The moderating role of neuroticism on evaluative conditioning: New insights on the processes underlying this relationship. *Collabra: Psychology*, 9(1), 74820. <https://doi.org/10.1525/collabra.74820>
- Chan, S. W., Goodwin, G. M., & Harmer, C. J. (2007). Highly neurotic never-depressed students have negative biases in information processing. *Psychological Medicine*, 37(9), 1281–1291. <https://doi.org/10.1017/S0033291707000669>
- Chen, S. H., & Zheng, X. (2005). The influence of personality traits on selective processing biases. *Psychological Science*, 28(5), 1135–1138. <https://doi.org/10.3969/j.issn.1671-6981.2005.05.027>
- Costa, P. T., & McCrae, R. R. (1992). *NEO-PI-R professional manual*. Psychological Assessment Resources.
- De Houwer, J. (2007). A conceptual and theoretical analysis of evaluative conditioning. *The Spanish Journal of Psychology*, 10(2), 230–241. <https://doi.org/10.1017/S1138741600006491>
- Eysenck, H. J. (1947). *Dimensions of personality*. Routledge & Paul.
- Eysenck, H. J. (1967). *The biological basis of personality*. Thomas.
- Glaser, T., Woud, M. L., Iskander, M. L., Schmalenstroth, V., & Vo, T. M. (2018). Positive, negative, or all relative? Evaluative conditioning of ambivalence. *Acta Psychologica*, 185, 155–165. <https://doi.org/10.1016/j.actpsy.2018.02.006>
- Goldberg, L. R. (1993). The structure of phenotypic personality traits. *American Psychologist*, 48(1), 26–34. <https://doi.org/10.1037/0003-066X.48.1.26>
- Gomez, R., Gomez, A., & Cooper, A. (2002). Neuroticism and extraversion as predictors of negative and positive emotional information processing: Comparing Eysenck's, Gray's, and Newman's theories. *European Journal of Personality*, 16(5), 333–350. <https://doi.org/10.1002/per.459>
- Gray, J. A. (1981). A critique of Eysenck's theory of personality. In H. J. Eysenck (Ed.), *A model for personality* (pp. 246–276). Springer. https://doi.org/10.1007/978-3-642-67783-0_8
- Ingendahl, M., & Vogel, T. (2023). (Why) do Big Five personality traits moderate evaluative conditioning? The role of US extremity and pairing memory. *Collabra: Psychology*, 9(1), 74812. <https://doi.org/10.1525/collabra.74812>
- Inquisit 5 [Computer software]. (2016). <https://www.millisecond.com>
- Johnson, J. A. (2014). Measuring thirty facets of the Five Factor Model with a 120-item public domain inventory: Development of the IPIP-NEO-120. *Journal of Research in Personality*, 51, 78–89. <https://doi.org/10.1016/j.jrp.2014.05.003>
- Kalokerinos, E. K., Murphy, S. C., Koval, P., Bailen, N. H., Crombez, G., Hollenstein, T., Gleeson, J., Thompson, R. J., Van Ryckeghem, D. M. L., Kuppens, P., & Bastian, B. (2020). Neuroticism may not reflect emotional variability. *Proceedings of the National Academy of Sciences*, 117(17), 9270–9276. <https://doi.org/10.1073/pnas.1919934117>
- Kotov, R., Gamez, W., Schmidt, F., & Watson, D. (2010). Linking “big” personality traits to anxiety, depressive, and substance use disorders: A meta-analysis. *Psychological Bulletin*, 136(5), 768–821. <https://doi.org/10.1037/a0020327>
- Kuznetsova, A., Brockhoff, P. B., & Christensen, R. H. B. (2017). LmerTest package: Tests in linear mixed effects models. *Journal of Statistical Software*, 82(13), 1–26. <https://doi.org/10.18637/jss.v082.i13>
- Lahey, B. B. (2009). Public health significance of neuroticism. *American Psychologist*, 64(4), 241–256. <https://doi.org/10.1037/a0015309>
- Lang, P. J., Bradley, M. M., & Cuthbert, B. N. (2008). *International affective picture system (IAPS): Affective ratings of pictures and instruction manual* (Technical Report A-8). University of Florida.
- Larsen, R. J., & Diener, E. (1987). Affect intensity as an individual difference characteristic: A review. *Journal of Research in Personality*, 21, 1–39. [https://doi.org/10.1016/0092-6566\(87\)90023-7](https://doi.org/10.1016/0092-6566(87)90023-7)
- Lissek, S., Pine, D. S., & Grillon, C. (2006). The strong situation: A potential impediment to studying the psychobiology and pharmacology of anxiety disorders. *Biological Psychology*, 72, 265–270. <https://doi.org/10.1016/j.biopsycho.2005.11.004>
- Lommen, M. J., Engelhard, I. M., & van den Hout, M. A. (2010). Neuroticism and avoidance of ambiguous stimuli: Better safe than sorry? *Personality and Individual Differences*, 49(8), 1001–1006. <https://doi.org/10.1016/j.paid.2010.08.012>
- Moran, T., Nudler, Y., & Bar-Anan, Y. (2023). Evaluative conditioning: Past, present, and future. *Annual Review of Psychology*, 74, 245–269. <https://doi.org/10.1146/annurev-psych-032420-031815>
- Norris, C. J., Leaf, P. T., & Fenn, K. M. (2019). Negativity bias in false memory: Moderation by neuroticism after a delay. *Cognition and Emotion*, 33(4), 737–753. <https://doi.org/10.1080/02699931.2018.1496068>
- Ormel, J., Jeronimus, B. F., Kotov, R., Riese, H., Bos, E. H., Hankin, B., Rosmalen, J. G. M., & Oldehinkel, A. J. (2013). Neuroticism and common mental disorders: Meaning and utility of a complex relationship. *Clinical Psychology Review*, 33(5), 686–697. <https://doi.org/10.1016/j.cpr.2013.04.003>
- Rijsdijk, F., Riese, H., Tops, M., Snieder, H., Brouwer, W. H., Smid, H. G. O. M., & Ormel, J. (2009). Neuroticism, recall bias and attention bias for valenced probes: A twin study. *Psychological Medicine*, 39(1), 45–54. <https://doi.org/10.1017/S0033291708003231>
- Salemink, E., & van den Hout, M. (2010). Validation of the “recognition task” used in the training of interpretation biases. *Journal of Behavior Therapy and Experimental Psychiatry*, 41(2), 140–144. <https://doi.org/10.1016/j.jbtep.2009.11.006>
- Sauer-Zavala, S., & Barlow, D. H. (2021). *Neuroticism: A new framework for emotional disorders and their treatment*. The Guilford Press.
- Sava, F. A., Payne, B. K., Măgurean, S., Iancu, D. E., & Rusu, A. (2020). Beyond contingency awareness: The role of influence awareness in resisting conditioned attitudes. *Cognition and Emotion*, 34(1), 156–169. <https://doi.org/10.1080/02699931.2019.1652146>
- Schönbrodt, F. D., & Perugini, M. (2013). At what sample size do correlations stabilize? *Journal of Research in Personality*, 47(5), 609–612. <https://doi.org/10.1016/j.jrp.2013.05.009>
- Shackman, A. J., Tromp, D. P., Stockbridge, M. D., Kaplan, C. M., Tillman, R. M., & Fox, A. S. (2016). Dispositional negativity: An integrative psychological and neurobiological perspective. *Psychological Bulletin*, 142(12), 1275–1374. <https://doi.org/10.1037/bul0000073>
- Snyder, M., & Ickes, W. (1985). Personality and social behavior. In G. Lindzey & E. Aronson (Eds.), *Handbook of Social Psychology* (3rd ed., pp. 883–948). Random House.

- Stahl, C., Unkelbach, C., & Corneille, O. (2009). On the respective contributions of awareness of unconditioned stimulus valence and unconditioned stimulus identity in attitude formation through evaluative conditioning. *Journal of Personality and Social Psychology, 97*(3), 404–420. <https://doi.org/10.1037/a0016196>
- Trnka, R., Balcar, K., Kuska, M., & Hnilica, K. (2012). Neuroticism and valence of negative emotional concepts. *Social Behavior and Personality-International Journal, 40*(5), 843–844. <https://doi.org/10.2224/sbp.2012.40.5.843>
- Vittengl, J. R. (2017). Who pays the price for high neuroticism? Moderators of longitudinal risks for depression and anxiety. *Psychological Medicine, 47*(10), 1794–1805. <https://doi.org/10.1017/S0033291717000253>
- Vogel, T., Hütter, M., & Gebauer, J. E. (2019). Is evaluative conditioning moderated by Big Five personality traits? *Social Psychological and Personality Science, 10*(1), 94–102. <https://doi.org/10.1177/1948550617740193>

Author Biographies

Cătălina Bunghez is currently a PhD student and research assistant at the West University of Timișoara. Her research interests are focused on investigating how neurotic individuals manifest negativity bias in ambiguous and uncertain experimental conditions created via evaluative conditioning.

Andrei Rusu is an associate professor in psychology at the West University of Timișoara. His research interests revolve around applied social and personality psychology.

Jan De Houwer is a professor of psychology at Ghent University. He studies how spontaneous likes and dislikes (implicit evaluations) can be learned and measured.

Marco Perugini is a full professor at the University of Milano-Bicocca. He has publications and research interests in personality, social psychology, methodology and psychometrics, and experimental psychology.

Yannick Boddez is a postdoctoral researcher and an assistant professor at Ghent University. He uses conditioning models to enhance the understanding and treatment of psychological suffering.

Florin Alin Sava is a professor of psychology at the West University of Timișoara and a board member of the European Association on Personality. His current research focus is to explore through a conditioning paradigm why neuroticism is a risk factor for mental health issues.

Handling Editor: Bar-Anan Yoav.