



- (51) **International Patent Classification:**
A61K 35/74 (2015.01) *A61P 1/00* (2006.01)
- (21) **International Application Number:**
PCT/IB2014/064285
- (22) **International Filing Date:**
5 September 2014 (05.09.2014)
- (25) **Filing Language:** Italian
- (26) **Publication Language:** English
- (30) **Priority Data:**
MI2013A001467 6 September 2013 (06.09.2013) IT
- (71) **Applicant:** SOFAR S.P.A. [IT/IT]; Via Firenze 40, I-20060 Trezzano Rosa (milano) (IT).
- (72) **Inventors:** BIFFI, Andrea; Via Mulino Vecchio 146, I-24059 Urganano (bergamo) (IT). ROSSI, Ruggero; Via Federico Engels 1, I-20153 Milano (IT). FIORE, Walter; Via Giuseppe Rossini 12, I-20060 Trezzano Rosa (milano) (IT). GUGLIELMETTI, Simone Domenico; Via Cima Otto e Camillo 23, I-20134 Milano (IT).
- (74) **Agents:** ERRICO, Michela et al.; c/o Bugnion S.P.A., Viale Lancetti 17, I-20158 Milano (IT).
- (81) **Designated States** (unless otherwise indicated, for every kind of national protection available): AE, AG, AL, AM,

AO, AT, AU, AZ, BA, BB, BG, BH, BN, BR, BW, BY, BZ, CA, CH, CL, CN, CO, CR, CU, CZ, DE, DK, DM, DO, DZ, EC, EE, EG, ES, FI, GB, GD, GE, GH, GM, GT, HN, HR, HU, ID, IL, IN, IR, IS, JP, KE, KG, KN, KP, KR, KZ, LA, LC, LK, LR, LS, LU, LY, MA, MD, ME, MG, MK, MN, MW, MX, MY, MZ, NA, NG, NI, NO, NZ, OM, PA, PE, PG, PH, PL, PT, QA, RO, RS, RU, RW, SA, SC, SD, SE, SG, SK, SL, SM, ST, SV, SY, TH, TJ, TM, TN, TR, TT, TZ, UA, UG, US, UZ, VC, VN, ZA, ZM, ZW.

- (84) **Designated States** (unless otherwise indicated, for every kind of regional protection available): ARIPO (BW, GH, GM, KE, LR, LS, MW, MZ, NA, RW, SD, SL, ST, SZ, TZ, UG, ZM, ZW), Eurasian (AM, AZ, BY, KG, KZ, RU, TJ, TM), European (AL, AT, BE, BG, CH, CY, CZ, DE, DK, EE, ES, FI, FR, GB, GR, HR, HU, IE, IS, IT, LT, LU, LV, MC, MK, MT, NL, NO, PL, PT, RO, RS, SE, SI, SK, SM, TR), OAPI (BF, BJ, CF, CG, CI, CM, GA, GN, GQ, GW, KM, ML, MR, NE, SN, TD, TG).

Published:

- with international search report (Art. 21(3))
- before the expiration of the time limit for amending the claims and to be republished in the event of receipt of amendments (Rule 48.2(h))

(54) **Title:** USE OF A COMPOSITION COMPRISING MICROORGANISMS TO INCREASE THE INTESTINAL PRODUCTION OF BUTYRIC ACID, FOLIC ACID OR NIACIN AND/OR DECREASE THE INTESTINAL PRODUCTION OF SUCCINIC ACID

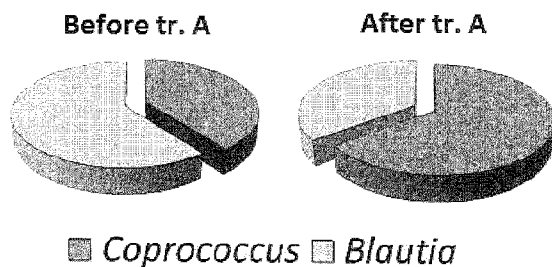


Fig.2.1

(57) **Abstract:** The present invention relates to the use of a composition comprising bacteria to increase the intestinal production of butyric acid, folic acid or niacin and/or to decrease the intestinal production of succinic acid. Moreover, the present invention relates to the use of said composition for the treatment and/or prevention of an intestinal butyrate- and/or succinate- dependent pathological condition. In particular, for the treatment and/or the prevention of intestinal inflammation, diarrhoea, ulcerative colitis or intestinal colopathies.



DESCRIPTION

“USE OF A COMPOSITION COMPRISING MICROORGANISMS TO INCREASE THE INTESTINAL PRODUCTION OF BUTYRIC ACID, FOLIC ACID OR NIACIN AND/OR DECREASE THE INTESTINAL PRODUCTION OF SUCCINIC ACID”

The present invention relates to the use of a composition comprising bacteria in order to increase the intestinal production of butyric acid, folic acid or niacin and/or to decrease the intestinal production of succinic acid.

Moreover, the present invention relates to the use of said composition for the treatment and/or prevention of an intestinal butyrate- and/or succinate-dependent pathological condition, in particular, for the treatment and/or prevention of intestinal inflammation, diarrhoea, ulcerative colitis or intestinal colopathies.

Intestinal microbiota, also known by the by now obsolete term of intestinal flora, is the whole of the microorganisms, prevalently consisting of bacteria, residing in the intestine and in symbiosis with the body of the host.

The intestinal microbiota is a highly complex ecosystem and the condition of equilibrium among the different microorganisms making up the intestinal is fundamental in order to ensure the body's well-being and health, since the microbiota significantly conditions the development and the homeostasis of the intestinal mucosa of the host individual.

In other words, the intestinal microbiota represents a veritable organ. In fact, qualitative and/or quantitative modifications in the intestinal microbiota of an individual, or so-called disbiosis or dismicrobism, can result in the loss of the intestinal homeostasis, which in turn can condition the etiopathogenesis of a large number of pathologies.

For the purpose of treating a condition of intestinal disbiosis, or, in any case, for the purpose of maintaining the homeostasis of the intestinal microbiota, people often take substances that are defined as probiotics, or, according to the definition of the FAO/WHO, “live microorganisms which,

when administered in adequate amounts, confer a health benefit on the host". Similarly, the effectiveness of paraprobiotics for health has also been demonstrated; these are defined as "non-viable microbial cells (intact or broken) or raw cellular extracts which, when administered in adequate amounts (orally or topically), confer a health benefit on the host" (Taverniti and Guglielmetti, 2011).

It is clear that the beneficial activities of a microorganism will vary depending on the composition thereof and, in fact, these are often strain-specific activities.

10 On the basis of the above considerations, there continues to be a felt need to determine potential new health-promoting and/or therapeutic effects of microorganisms, in particular those included in a probiotic or in a paraprobiotic, in order to broaden the applications of use.

For example, there continues to be a greatly felt need in the art to identify 15 microorganisms capable of modulating the intestinal amount of substances that are particularly beneficial and therapeutic for the body, such as butyric acid, folic acid and nicotinic acid.

Butyric acid is a short-chain fatty acid which is physiologically formed in the colon of humans as a result of the fermentation of dietary fibre by the microbiota.

Butyric acid is the principal source of energy for colon cells (colonocytes) and is therefore a nutrient that is essential for the human body.

At the intestinal level, butyric acid performs various important functions, e.g.: it stimulates the turnover and physiological maturation of colonocytes; it plays a key role in maintaining the integrity of the mucosa and in processes of repairing intestinal lesions; it stimulates the reabsorption of water and sodium in the colon; and it contributes to lowering the intestinal pH, creating an environment that is unfavourable to the development of pathogenic bacteria.

A deficiency of butyric acid can cause inflammatory colitis in humans.

Succinic acid is likewise a short-chain organic acid, of the bicarboxylic

type. It is considered ulcerogenic and can cause serious damage to the mucosa. Therefore, an increase in the amount of succinic acid (succinate) is harmful to human health.

Folic acid (vitamin B9, or M or folacin) is a very important vitamin for the whole population, in particular in adults over 50 years of age and in women of a fertile age, because it intervenes (directly or, most of the time, by decreasing the plasma levels of homocysteine) in many vital processes such as DNA synthesis, repair and methylation.

A deficiency of folic acid can lead to macrocytic anaemia, which may be accompanied by leukopaenia and thrombocytopaenia, skin and mucosa alterations and gastrointestinal disorders (malabsorption and diarrhoea).

Niacin (or vitamin PP or vitamin B3), i.e. nicotinic acid and nicotinamide, is important because, among other things, it is the essential component of the coenzymes NAD and NADH and a deficiency thereof causes a pathology known as pellagra. Generally, this pathology begins with problems in the gastrointestinal system, which are then compounded by a photosensitizing dermatitis, mental disorders with fatigue, depression and memory disorders.

The present invention responds to the needs of the prior art described above with a composition comprising microorganisms, preferably bacteria of the genus *Lactobacillus* species *paracasei*, capable of (directly and/or indirectly) increasing, in an individual that takes it, the intestinal production of butyric acid, folic acid, niacin and/or salts thereof.

Furthermore, the Applicant has found, wholly unexpectedly, that a composition comprising microorganisms, preferably of the genus *Lactobacillus* species *paracasei*, is capable of (directly and/or indirectly) decreasing the intestinal production of succinic acid and/or salts thereof.

Therefore, the composition of the present invention is particularly advantageous for the treatment and/or prevention of intestinal butyrate- and/or succinate-dependent pathological conditions.

Further advantages of the present invention will be more apparent from

the detailed description that follows and from the examples which, however, have only a demonstrative, non-limiting purpose.

To enable a better understanding of the detailed description, Figures 1-4 have been appended hereto:

- Figure 1.1 shows the result of the statistical analysis demonstrating the increase in the population of bacteria of the genus *Coprococcus* before and after treatment with the composition of the present invention (A) and the decrease thereof, in contrast, before and after treatment with the placebo (B);
- Figure 1.2 shows the result of the statistical analysis demonstrating the decrease in the population of bacteria of the genus *Blautia* before and after treatment with the composition of the present invention (A) and the increase thereof, in contrast, before and after treatment with the placebo (B);
- Figure 2.1 shows the increase in the population of bacteria of the genus *Coprococcus* (dark grey) and the decrease in the population of bacteria of the genus *Blautia* (light grey) before and after treatment with the composition of the present invention;
- Figure 2.2 shows the percentage increase in the population of bacteria of the genus *Coprococcus* (dark grey) and the percentage decrease in the population of bacteria of the genus *Blautia* (light grey) before and after treatment with the composition of the present invention (A) and the percentage decrease in the population of bacteria of the genus *Coprococcus* (dark grey) and the percentage increase in the population of bacteria of the genus *Blautia* (light grey) before and after treatment with the placebo (B);
- Figure 3 shows the result of the statistical analysis which demonstrates the increase in the metabolism of nicotinic acid before and after treatment with the composition of the present invention and the decrease thereof before and after treatment with the placebo;

- Figure 4 shows the result of the statistical analysis which demonstrates the increase in the biosynthesis of folic acid before and after treatment with the composition of the present invention and an absence of any modifications, in contrast, before and after treatment with the placebo.

The present invention relates to the use of a composition comprising microorganisms, preferably at least one bacterium of the genus *Lactobacillus* species *paracasei*, to increase the direct and/or indirect intestinal production of butyric acid and/or salts thereof, and/or folic acid
5 and/or salts thereof, and/or niacin and/or salts thereof and/or to decrease the direct and/or indirect intestinal production of succinic acid and/or salts thereof.

In the context of the present invention, intestinal production means the release, into the environment, of any molecule produced by primary or
10 secondary metabolism by any intestinal microorganism in any region of the intestine.

Moreover, the composition of the present invention can also be used to reduce the intestinal proliferation of pathogenic microorganisms, and/or to promote the integrity of the intestinal mucosa, and/or to promote the
15 processes of repair of intestinal lesions, preferably by increasing the direct and/or indirect intestinal production of butyric acid and/or salts thereof and/or by decreasing the direct and/or indirect intestinal production of succinic acid and/or salts thereof.

Some pathogenic microorganisms particularly sensitive to the composition
20 of the present invention are, for example, enterohaemorrhagic *Escherichia coli*, *Listeria monocytogenes*, *Clostridium difficile*, *Pseudomonas aeruginosa* and *Salmonella* spp.

The above-described uses of the composition of the present invention are intended both for a healthy individual and an individual with a pathological
25 intestinal condition. In particular, in the case of a healthy individual, the composition of the invention performs in that individual, following intake,

an action of maintaining the homeostasis of the microbiota and/or of preventing an alteration thereof, and is thus also definable as a probiotic composition (or probiotic).

A further aspect of the present invention relates to the medical use of the composition comprising microorganisms, preferably at least one bacterium
5 of the genus *Lactobacillus* species *paracasei*, for the treatment and/or prevention of an intestinal butyrate- and/or succinate-dependent pathological condition.

In the context of the present invention, intestinal butyrate- and/or
10 succinate-dependent pathological condition means a pathological condition that is sensitive to treatment with butyric acid and/or salts thereof and/or treatment with succinic acid and/or salts thereof. Examples of said pathologies are: diarrhoea, intestinal inflammation, ulcerative colitis, gastric atrophy, intestinal diverticula, stenosis, obstructions and diabetic
15 neuropathy.

In a particularly preferred embodiment of the present invention, the composition comprises the bacterial strain *Lactobacillus paracasei* DG.

The bacterial strain *Lactobacillus paracasei* DG was deposited by SOFAR S.p.A. with the National Collection of Microorganism Cultures of the
20 Pasteur Institute in Paris on 05/05/1995, with the deposit number CNCM I-1572. Initially, the name of the deposited strain was *Lactobacillus casei* DG *sub.casei*.

In a further embodiment of the invention, the direct and/or indirect increase in the intestinal production of butyric acid and/or salts thereof, and/or of
25 folic acid and/or salts thereof, and/or of niacin and/or salts thereof and/or the direct and/or indirect decrease in the intestinal production of succinic acid is ascribable to the intestinal microbiota, preferably bacteria of the genus *Coprococcus* and/or *Blautia*.

In the particularly preferred embodiment of the invention, the direct and/or
30 indirect increase in the intestinal production of butyric acid and/or salts thereof is ascribable to bacteria of the genus *Coprococcus*, and/or the

direct and/or indirect decrease in the intestinal production of succinic acid is ascribable to bacteria of the genus *Blautia*.

Therefore, the composition comprising microorganisms, preferably at least one bacterium of the genus *Lactobacillus* species *paracasei*, more preferably the bacterial strain *Lactobacillus paracasei* DG, can also be used to modify the density of the bacterial population of the genus *Coprococcus* and/or *Blautia* in the intestinal microbiota, preferably so as to induce an increase in the bacterial population of the genus *Coprococcus* and/or a decrease in the bacterial population of the genus *Blautia*. In other words, intake of the composition of the present invention modifies the amount of bacteria of the genus *Coprococcus* and/or *Blautia* within the intestinal microbiota. In particular, the bacteria of the genus *Coprococcus* increase and/or the bacteria of the genus *Blautia* decrease following intake of said composition.

The composition used in the present invention comprises said microorganism, preferably said at least one bacterium of the genus *Lactobacillus* species *paracasei*, in live or dead form, as a lysate or extract.

In one embodiment of the invention, the composition comprises about 15-30 billion colony forming units (CFU) of bacteria, preferably 20-25 billion CFU of bacteria.

Preferably, the composition is formulated for oral administration. In particular, the composition is formulated in solid form, preferably in the form of pills, capsules, tablets, granular powder, hard capsules, water-soluble granules, sachets or pellets.

Alternatively, the composition of the invention is formulated in liquid form, for example as a syrup or beverage, or is added to a food, for example to a yogurt, cheese or fruit juice.

Alternatively, the composition of the invention is formulated in a form capable of exerting an action topically, for example as an enema.

In one embodiment of the invention, the composition further comprises

excipients generally accepted for the production of probiotic and/or pharmaceutical products.

In a further embodiment of the invention, the composition of the invention can be enriched with vitamins, trace elements such as zinc and selenium, enzymes, prebiotic substances such as fructo-oligosaccharides (FOS), galacto-oligosaccharides (GOS), inulin, guar gum or combinations thereof. Preferably, for the purposes of the uses of the present invention, the composition is taken once a day, more preferably upon awakening. Alternatively, it can also be taken in the evening, preferably after meals.


EXAMPLE

Treatment.

A randomized, double-blind, placebo-controlled crossover dietary intervention study was conducted on healthy individuals.

- 10 Volunteers were recruited in accordance with the following criteria:
- inclusion criteria: healthy men and women, ranging in age between 18 and 55 years who gave their informed consent;
 - exclusion criteria: antibiotic treatment in the month preceding the first examination; episodes of viral or bacterial enteritis in the 2 months preceding the first examination; gastric or duodenal ulcers in the 5 years preceding the first examination; pregnancy or breastfeeding; recent or presumed cases of alcoholism and drug intake; other conditions of non-compliance with the study protocol.
 - The probiotic dietary intervention was carried out in accordance with a design crossover, as schematized in Table I below.

Table I



In the pre-enrolment phase (4 weeks) the volunteers followed their usual diet, without consuming probiotic fermented milk products (traditional yogurt was thus permitted), probiotic dietary supplements, or prebiotic dietary supplements.

- 5 At the end of the pre-enrolment period, the volunteers were randomized to receive one capsule per day of a probiotic or placebo for 4 weeks.

By way of example, Enterolactis Plus was used as the probiotic to be administered; it consists in 420 mg capsules containing 24 billion CFU (colony forming units) of *Lactobacillus paracasei* strain DG.

- 10 The placebo consisted in capsules identical in appearance to the probiotic ones, obviously devoid of the probiotic agent.

The flavour and colour of the active substance (i.e. the probiotic) and the placebo were identical.

- 15 The product was taken in the morning on an empty stomach, at least ten minutes before breakfast or, if forgotten, in the evening before going to bed and in any case at least two hours after the last meal.

After the first four weeks of treatment, the volunteers went through a four-week wash-out period identical to the pre-enrolment period.

- 20 At the end of the wash-out period, the volunteers took one capsule per day of Enterolactis Plus or placebo for four weeks in accordance with the crossover design described above.

In summary, the study involved 4 phases, each of which lasting 4 weeks:

- *Pre-recruitment phase*: the individuals underwent neither treatment A nor treatment B.
- 25 • *Treatment 1*: the individuals underwent treatment A or treatment B.
- *Wash-out*: the individuals underwent neither treatment A nor treatment B
- *Treatment 2*: the individuals underwent treatment B or treatment A.

- 30 Treatments A and B can be the composition of the present invention, in the specific example Enterolactis plus, or else the placebo. At the start of the treatment, it was not known what the individual was taking; only at the

end of the treatment, when the blind was broken, was the intake sequence known.

Examinations and sample collection.

Each volunteer was initially instructed as to the entire procedure to be followed, which involved a total of 5 meetings per volunteer.

During the first meeting, informed consent was obtained along with the volunteer's personal data. The volunteer also received general information about how the study was to be carried out and was instructed about the changes in the diet to be applied in the subsequent 4 weeks of pre-enrolment (prohibition from consuming the previously specified products).

After 4 weeks, the volunteer went to the second meeting with a faecal sample (sample T0), collected during the previous 24 hours in a special container handed over during the first meeting.

To ensure optimal preservation, the faecal samples were stored at room temperature and delivered to the laboratory within 24 hours.

During the second meeting, moreover, the volunteer was given the probiotic product (or placebo) to be taken during the next 4 weeks. Moreover, the volunteer was instructed as to how to take the product.

At the end of the 4 weeks of taking the product (or placebo), the volunteer went to the third meeting with another faecal sample (sample T1) collected during the previous 24 hours.

During the third meeting, the volunteer completed a questionnaire on the possible effects, both positive and undesirable ones, deriving from consumption of the product.

The volunteer was then instructed about the next 4 weeks, during which he or she again did not take the previously mentioned products.

At the end of these 4 weeks, the volunteer went to the fourth meeting with a faecal sample (sample T2) and received the probiotic product (or placebo) to be taken during the next 4 weeks.

Finally, after 4 weeks of taking the product (or placebo), the volunteer went to the fifth meeting to deliver the last faecal sample (sample T3).

During this last meeting, the volunteer has completed a questionnaire analogous to the one received during the third meeting.

All the faecal samples collected were stored at -20°C for no more than 7 days before being subjected to analysis of the microbiota.

5 Analysis of faecal microbiota

The faecal microbiota was evaluated by analyzing the nucleotide sequence of portions of the gene encoding the 16S rRNA bacterial ribosomal subunit. More specifically, a metagenomic strategy was adopted; it consists in short in the following steps:

- 10 1. extracting, quantifying and normalizing the metagenomic DNA from the faecal samples;
2. amplifying the V3 hypervariable region of the bacterial gene encoding the 16S rRNA by PCR;
3. quantifying the PCR products;
- 15 4. sequencing the amplification products;
5. bioinformatically analyzing the sequences.

The procedures according to steps 1 and 3 are techniques that are well known in the art and they are thus performed with the protocols commonly used in this field. For example, the methods described in laboratory

20 manuals such as those by Sambrook et al. 2001, or Ausubel et al. 1994.

Step 2 of amplifying the V3 region of the 16S ribosomal RNA genes was performed by means of the DNA amplification technique known as PCR, using Probio_Uni 5'-CCTACGGGRSGCAGCAG-3' (SEQ ID NO: 1) and Probio_Rev 5'-ATTACCGCGGCTGCT-3' (SEQ ID NO: 2) as

25 oligonucleotides (primers).

In particular, the pair of primers SEQ ID NO: 1 and 2 amplifies the V3 region of the 16S rRNA gene.

Step 4 can be performed with the techniques known in the art for this purpose, for example techniques based on the Sanger method,

30 pyrosequencing or the Ion Torrent Fusion Primers sequencing method used in the specific example of the present invention according to the

protocol described in the materials and methods section of the scientific article by Milani et al. (2013).

In the case of the Ion Torrent technique, the primers are designed and synthesized in such a way as to include, at the 5' end, one of the two
5 adaptor sequences used in this specific DNA sequencing technique. In this case, the adaptor sequences were SEQ ID NO: 1 and 2.

The conditions under which the PCR was performed are the following:

- 5 minutes at 95°C;
- 30 seconds at 94°C, 30 seconds at 55°C, and 90 seconds at 72°C
10 for 35 cycles;
- 10 minutes at 72°C.

At the end of the PCR, the integrity of the amplificate was verified by electrophoresis.

Step 5 of the method, necessary for characterizing the microbial
15 communities, can be carried out with numerous techniques presently known for this purpose. More specifically, use was made of: hierarchical clustering, taxonomic analysis and construction of phylogenetic dendrograms with heat maps according to the protocol described in the materials and methods section of the scientific article by Milani et al.
20 (2013); more specifically, the analysis of sequence data was conducted using QIIME software.

Statistical analysis of the data

The statistical analysis was conducted using STATISTICA software (Statsoft Inc., Tulsa, OK, USA).

In order to reveal significant differences, the data were analyzed using both parametric (multivariate and univariate repeated-measures ANOVA) and non-parametric (Wald-Wolfowitz and Mann-Whitney) statistical methods.

The normality of the data series (important assumption for ANOVA) was evaluated by means of the Shapiro – Wilk and Kolmogorov-Smirnov tests.

Results of the treatment

The study was completed by a total of 22 individuals (11 females and 11 males).

Thirty-three individuals were initially enrolled, but 11 of them withdrew early for various reasons: intake of antibiotics (4), refusal to continue the study (1), frequent episodes of diarrhoea (1), intake of other probiotics during the study period (3), drastic change in eating habits (1), and seasonal influenza with episodes of diarrhoea (1).

Upon the conclusion of the study and completion of the analysis of the results of the two treatments, the blind was broken and it was seen that: treatment A is the active treatment, containing *Lactobacillus paracasei* DG; treatment B is the placebo, identical on the exterior to the active treatment, but devoid of lactobacilli.

When the data obtained from the study were analyzed, a high stability, from a taxonomic viewpoint, of the intestinal microbiota of the study participants was observed.

In fact, it was found that:

- Two bacterial divisions of the 15 identified, namely, Bacteroidetes and Firmicutes, constitute over 90% of the sequences;
- 11 families of the 131 identified constitute over 90% of the sequences; and
- 20 genera of the 262 identified constitute over 90% of the sequences.

Moreover, this study confirmed that human intestinal microbiota at lower taxonomic levels (i.e. at the family and genus levels) is highly variable from one individual to another.

Therefore, the experimental evidence demonstrated the necessity of conducting, on a healthy population, crossover intervention trials in order to prevent the marked inter-individual variability from hiding the possible effects of the probiotic treatment or leading to false statistical positives.

When the modifications induced in the intestinal microbiota by the two treatments were evaluated, a statistically significant difference emerged in

terms of genera only in the group receiving the treatment with *Lactobacillus paracasei* DG (active treatment). More specifically, an increase in the genus *Coprococcus* was observed. In fact, as can be noted in Figures 1.1, 2.1 and 2.2, before and after treatment with *Lactobacillus paracasei* DG a statistically significant increase in coprococci was observed. In contrast, a moderate reduction thereof was seen in the group receiving the placebo treatment.

Moreover, after treatment with *Lactobacillus paracasei* DG, a statistically significant reduction in bacteria of the genus *Blautia* was observed. In contrast, a slight increase thereof was observed in the group receiving the placebo treatment (Figures 1.2, 2.1 and 2.2)

Coprococci are among the main producers of butyrate at the intestinal level.

Butyrate is a fundamental compound at the intestinal level, since on the one hand it contributes to restoring the functional integrity of the intestinal mucosa and maintaining it over time, and on the other hand it has important anti-inflammatory effects, so much so that it is used as an adjuvant to dietary treatments for intestinal colopathies (e.g. chronic inflammatory intestinal diseases).

Moreover, an analysis of their genome reveals that these bacteria can use succinate as a fermentation substrate.

This information is fundamental, in consideration of the fact that members of the genus *Blautia* generate acetate and succinate as main end products of the fermentation of glucose.

Succinate is considered an ulcerogenic factor, capable, therefore, of exacerbating the condition of individuals with ulcerative colitis, since it is probably to blame for the mucosal damage present above all in the active phases of the disease.

In conclusion, following treatment with a probiotic, in this case following the administration of *Lactobacillus paracasei* DG, one observes an increase in the bacteria belonging to the genus *Coprococcus* and hence

an increase in the intestinal concentration of butyrate.

At the same time, one observes a reduction in the concentration of succinate, which may be to blame for mucosal damage in individuals with ulcerative colitis, in a direct manner, because following treatment with the probiotic, in this case following the administration of *Lactobacillus paracasei* DG, there is a reduction in the bacteria belonging to the genus *Blautia*, and, in an indirect manner, because the increased population of coprococci is further able to decrease the concentration of succinate by using it as a substrate in their fermentation process.

In conclusion, following treatment with the probiotic, in the specific example following the administration of *Lactobacillus paracasei* DG, there is an increase in the concentration of butyric acid in the faeces of individuals, with a simultaneous reduction in other organic acids, such as succinic acid.

The data relating to the composition of faecal microbiota were used, finally, in a bioinformatic analysis aimed at a virtual reconstruction of the metagenome based on knowledge of the bacterial genomes (Okuda S, Tsuchiya Y, Kiriya C, Itoh M, Morisaki H. Virtual metagenome reconstruction from 16S rRNA gene sequences. Nat Commun. 2012;3:1203); in other words it was established in silico which potential genes are present and how abundantly in a given microbiota. This analysis made it possible to verify a putative increase in the encoding genes for the synthesis of folic acid and metabolism of nicotinic acid (Figures 3 and 4). These two molecules represent important vitamins for the human host (respectively named vitamin B9 and B3). Vitamin B9, in particular, represents a nutritional factor of primary importance, a deficiency of which, especially in specific physiological conditions such as pregnancy, can lead to serious health consequences. Treatment with the probiotic used in this study could therefore favor the ability of intestinal microbiota to produce folic acid (vitamin B9), with a consequent nutritional benefit for the human host.

CLAIMS

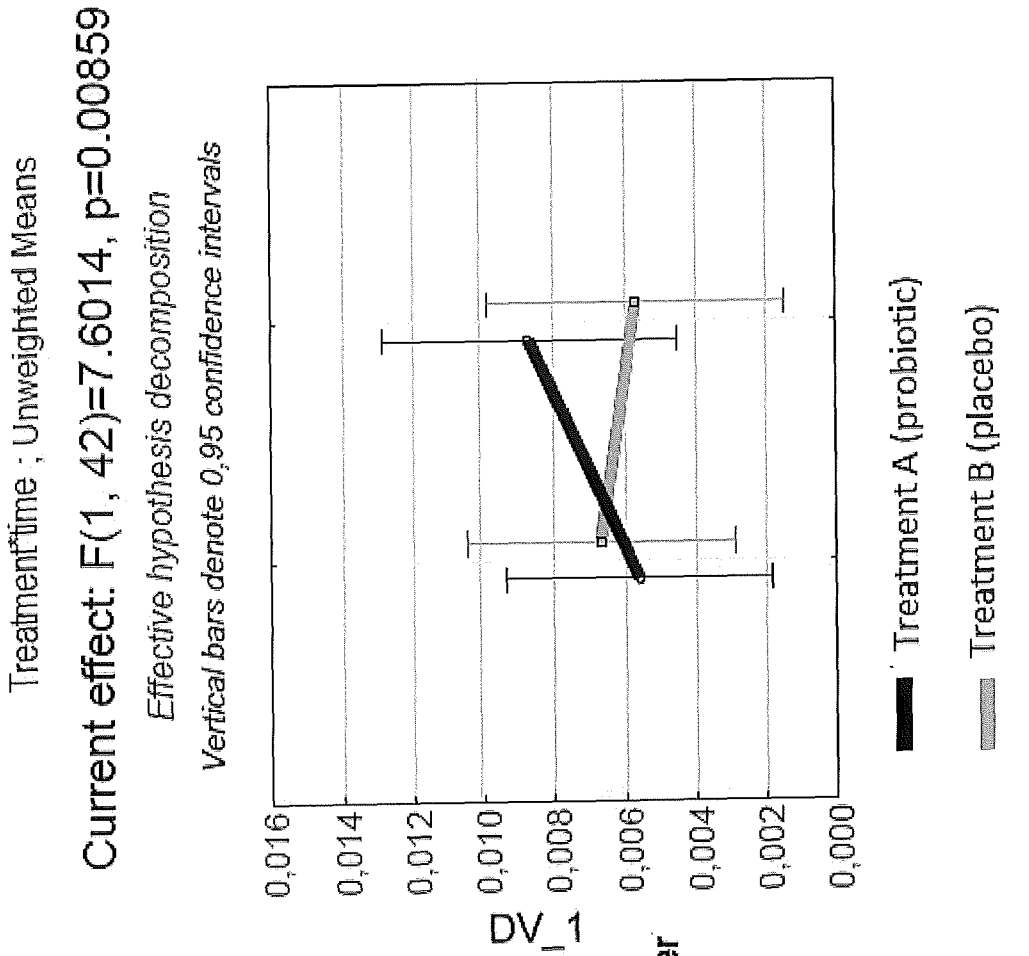
1. Use of a composition comprising at least one bacterium of the genus *Lactobacillus* species *paracasei* for increasing the direct and/or indirect intestinal production of butyric acid and/or salts thereof, and/or folic acid and/or salts thereof, and/or niacin and/or salts thereof and/or for decreasing the direct and/or indirect intestinal production of succinic acid and/or salts thereof.
5
2. Use according to claim 1 for reducing the intestinal proliferation of pathogenic microorganisms, and/or for promoting the integrity of the intestinal mucosa, and/or for promoting the processes of repair of intestinal lesions by said direct and/or indirect increase in the intestinal production of butyric acid and/or salts thereof and/or by said direct and/or indirect decrease in the intestinal production of succinic acid and/or salts thereof.
10
3. A composition comprising at least one bacterium of the genus *Lactobacillus* species *paracasei* for use in the treatment and/or prevention of an intestinal butyrate- and/or succinate-dependent pathological condition.
15
4. The composition according to claim 3, wherein said intestinal pathological condition is selected from: diarrhoea, intestinal inflammation, ulcerative colitis, gastric atrophy, intestinal diverticula, stenosis, obstructions and diabetic neuropathy.
20
5. Use according to claim 1 or 2, or the composition according to claim 3 or 4, wherein said *Lactobacillus* is the strain *Lactobacillus paracasei* DG.
25
6. Use according to any one of claims 1, 2 and 5, wherein said direct and/or indirect increase in the intestinal production of butyric acid and/or salts thereof, and/or folic acid and/or salts thereof, and/or niacin and/or salts thereof and/or said direct and/or indirect decrease in the intestinal production of succinic acid is ascribable to
30

the intestinal microbiota, preferably it is ascribable to bacteria of the genus Coprococcus and/or Blautia.

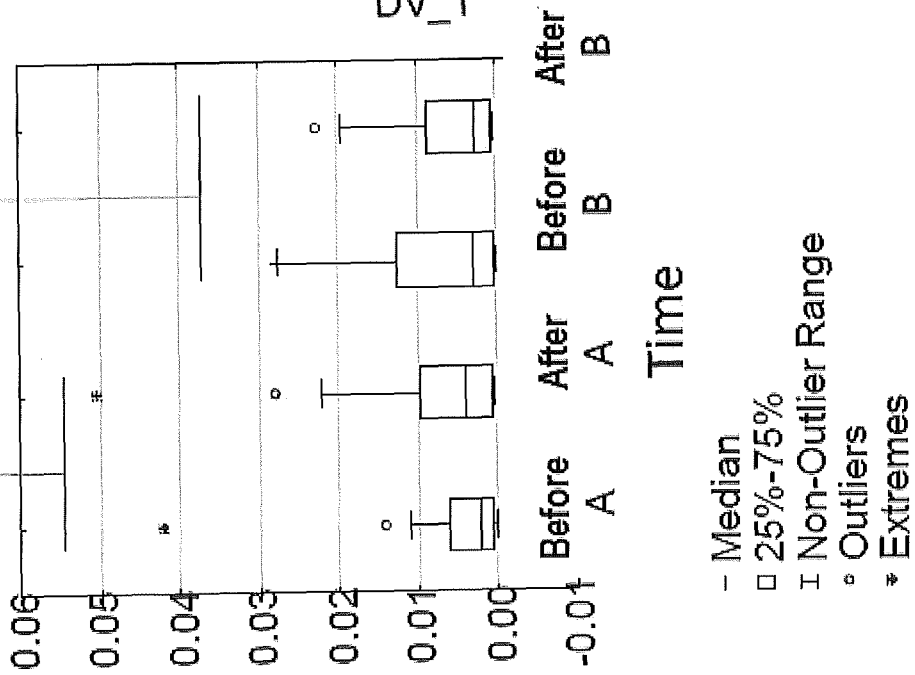
- 5 7. Use according to any one of claims 1, 2, 5 and 6, wherein said direct and/or indirect increase in the intestinal production of butyric acid and/or salts thereof is ascribable to bacteria of the genus Coprococcus, and/or said direct and/or indirect decrease in the intestinal production of succinic acid is ascribable to bacteria of the genus Blautia .
- 10 8. Use according to any one of claims 1, 2, 5-7, or the composition according to claim 3 or 4, wherein said at least one bacterium of the genus *Lactobacillus* species *paracasei* is a live or a dead bacterium, or a bacterial lysate or extract.
- 15 9. Use according to any one of claims 1, 2, 5-8, or the composition according to any one of claims 3, 4 , 8, wherein said composition is for oral administration, preferably in the form of pills, capsules, tablets, granular powder, hard capsules, water-soluble granules, sachets or pellets.
- 20 10. Use according to any one of claims 1, 2, 5-9, or the composition according to any one of claims 3, 4, 8, 9, wherein said composition further comprises dietary fibres having prebiotic activity, preferably FOS, inulin or guar gum, or comprises other substances such as vitamins, trace elements and/or enzymes.

Coprococcus ssp.

Fig.1.1.1

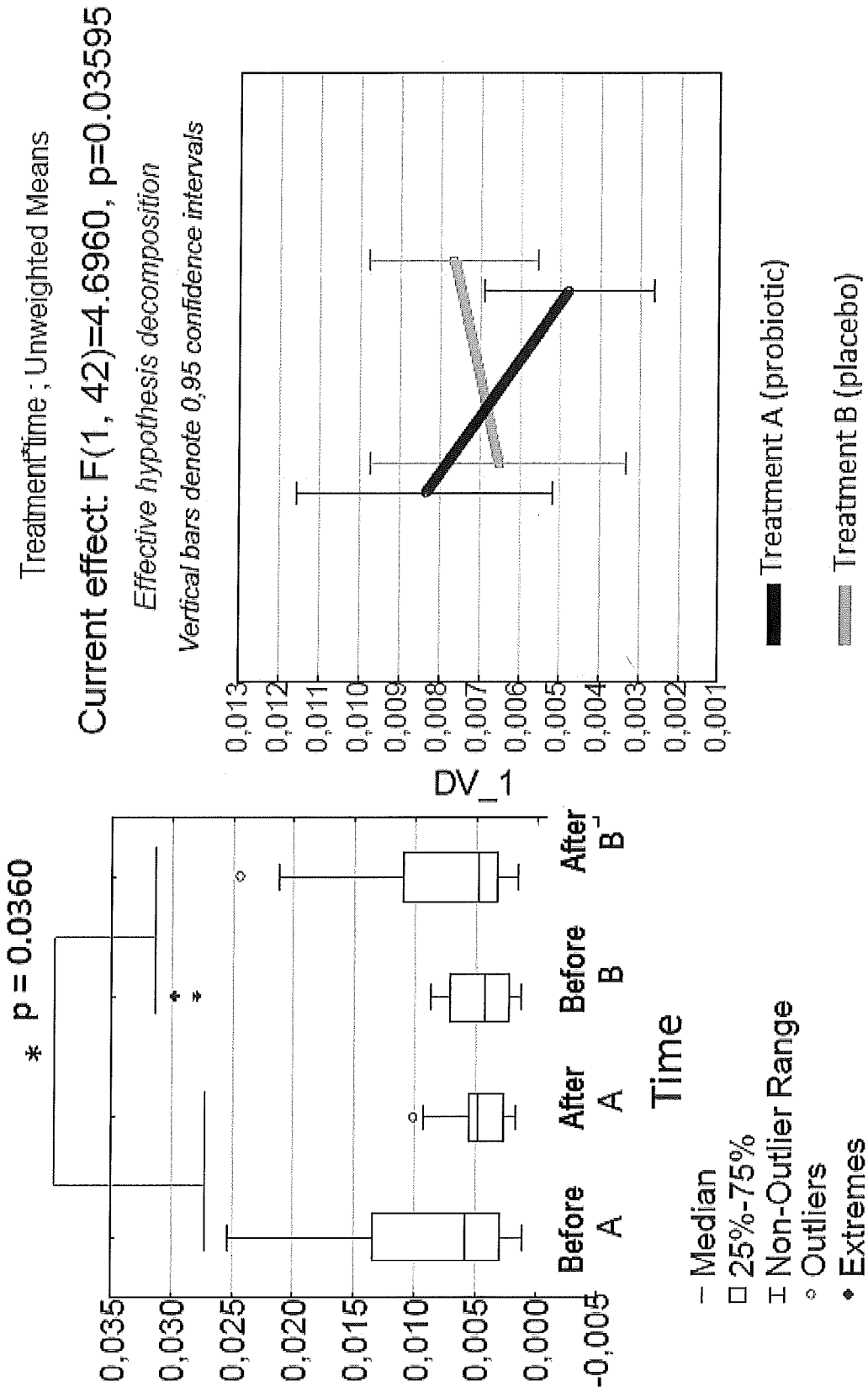


** p = 0.0086



Blautia ssp.

Fig.1.2



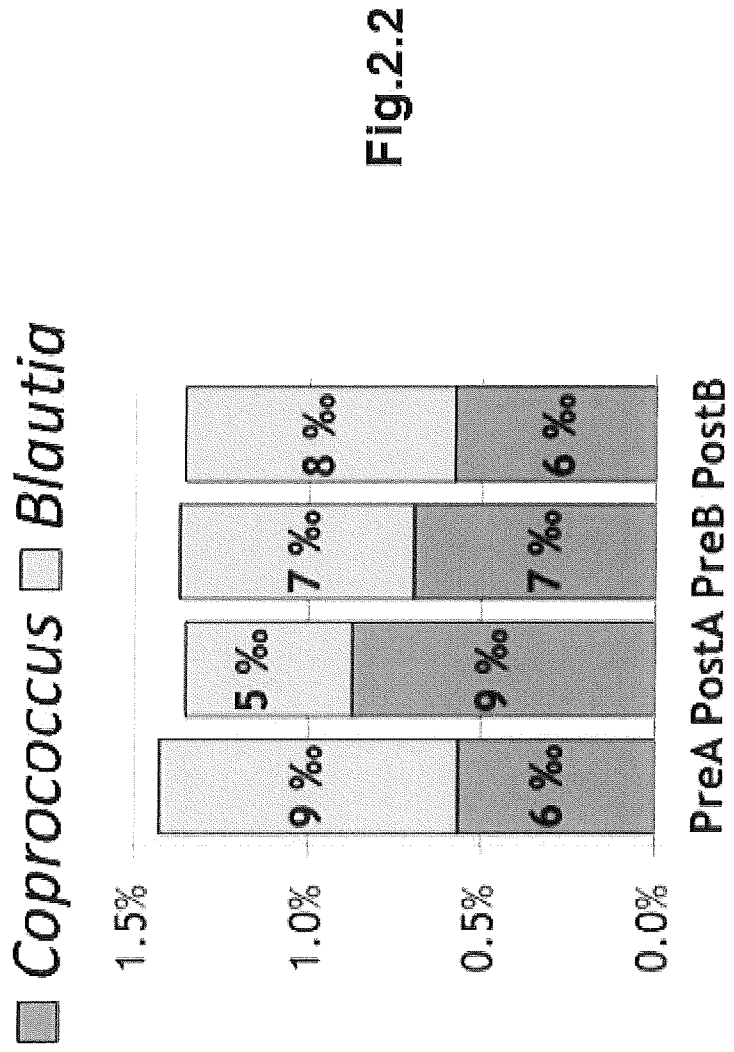
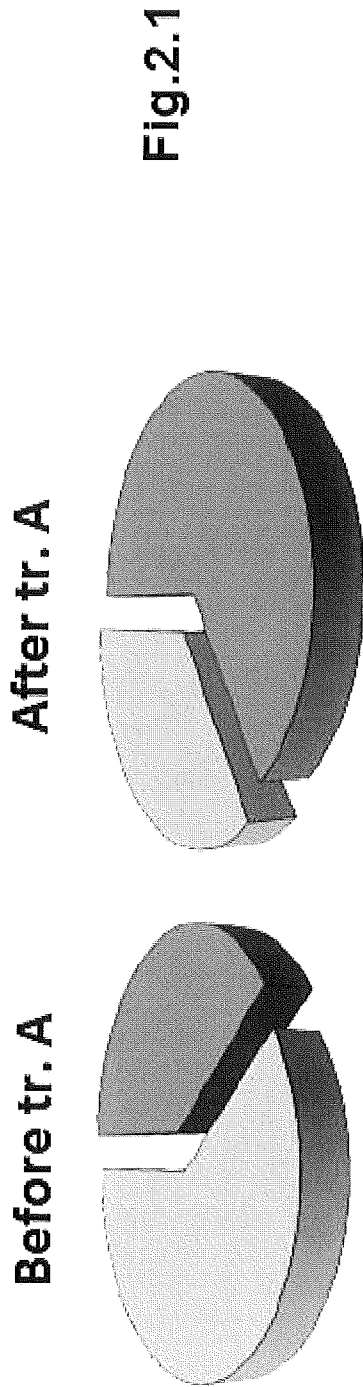


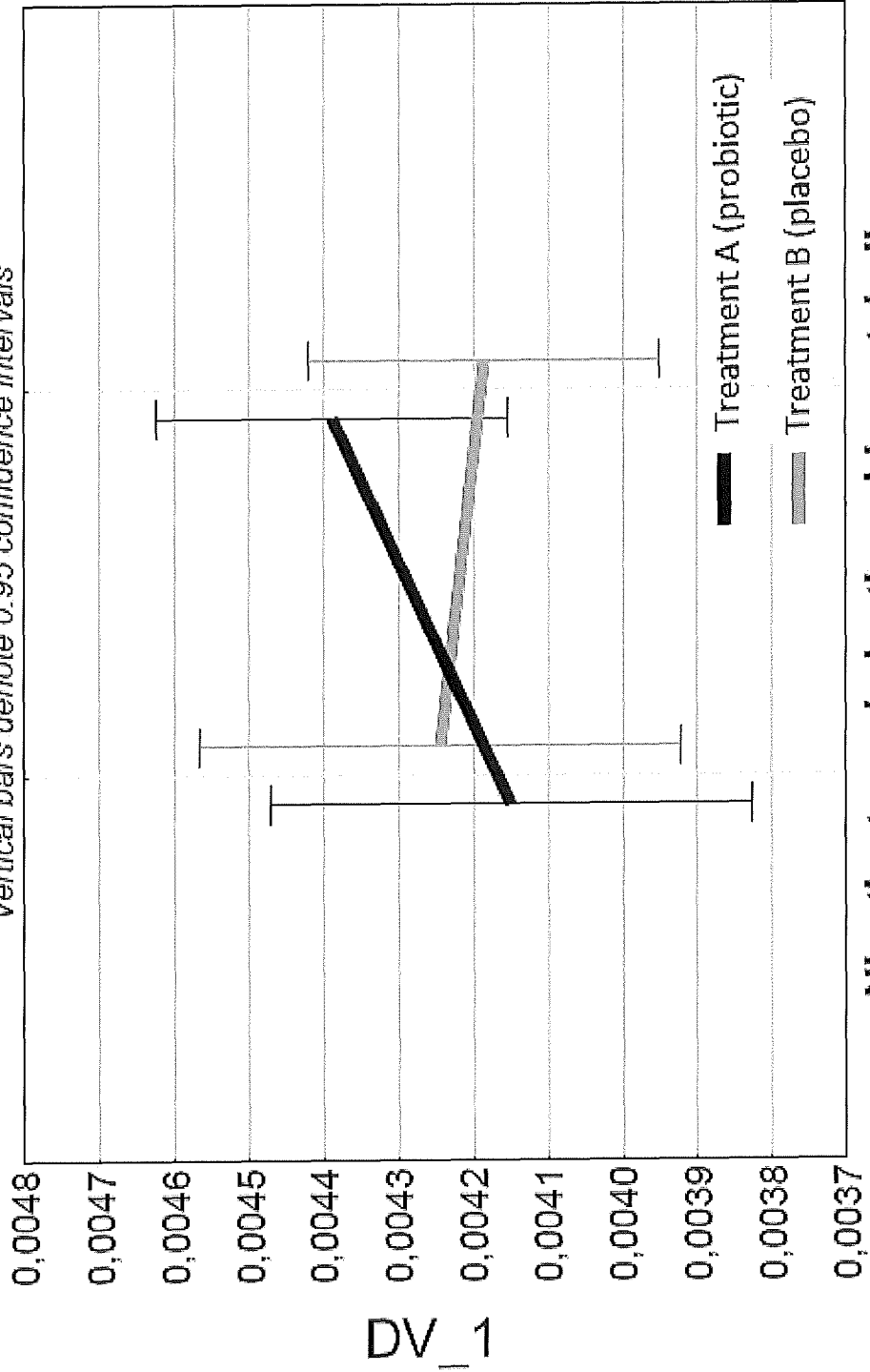
Fig.3

Treatment*time ; Unweighted Means

Current effect: $F(1, 42)=4.6182, p=0.03744$

Effective hypothesis decomposition

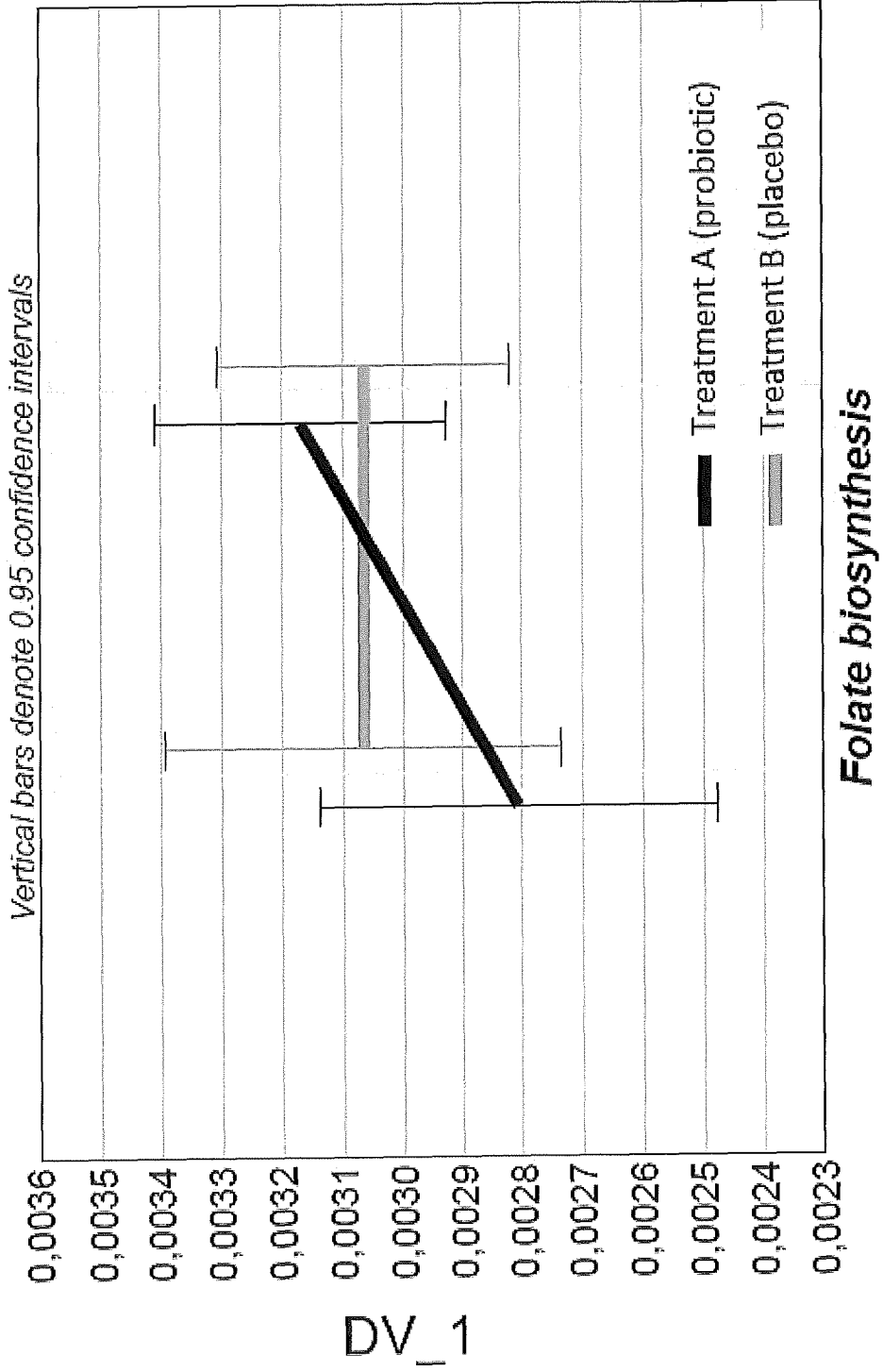
Vertical bars denote 0.95 confidence intervals



Nicotinate and nicotinamide metabolism

Fig.4

Treatment*time; Unweighted Means
Current effect: $F(1, 42)=4.8817, p=0.03265$
Effective hypothesis decomposition
Vertical bars denote 0.95 confidence intervals



INTERNATIONAL SEARCH REPORT

International application No
PCT/IB2014/064285

| | | | | |
|--|--|-----------------------|--|--|
| A. CLASSIFICATION OF SUBJECT MATTER INV. A61K35/74 A61P1/00 ADD. | | | | |
| According to International Patent Classification (IPC) or to both national classification and IPC | | | | |
| B. FIELDS SEARCHED Minimum documentation searched (classification system followed by classification symbols) A61K A61P | | | | |
| Documentation searched other than minimum documentation to the extent that such documents are included in the fields searched | | | | |
| Electronic data base consulted during the international search (name of data base and, where practicable, search terms used) EPO-Internal, EMBASE, WPI Data, BIOSIS | | | | |
| C. DOCUMENTS CONSIDERED TO BE RELEVANT | | | | |
| Category* | Citation of document, with indication, where appropriate, of the relevant passages | Relevant to claim No. | | |
| X | MANUEL OLIVEIRA ET AL: "Lactobacillus paracasei Reduces Intestinal Inflammation in Adoptive Transfer Mouse Model of Experimental Colitis", CLINICAL AND DEVELOPMENTAL IMMUNOLOGY, vol. 23, no. 5, 1 January 2011 (2011-01-01), pages 1077-13, XP055086843, ISSN: 1740-2522, DOI: 10.1128/IAI.69.4.2277-2285.2001 | 1-4,6-10 | | |
| Y | page 10, column 2, paragraph 2 - page 11, column 2, paragraph 1 ----- -/-- | 5 | | |
| <table style="width:100%; border:none;"> <tr> <td style="width:50%; border:none;"><input checked="" type="checkbox"/> Further documents are listed in the continuation of Box C.</td> <td style="width:50%; border:none;"><input checked="" type="checkbox"/> See patent family annex.</td> </tr> </table> | | | <input checked="" type="checkbox"/> Further documents are listed in the continuation of Box C. | <input checked="" type="checkbox"/> See patent family annex. |
| <input checked="" type="checkbox"/> Further documents are listed in the continuation of Box C. | <input checked="" type="checkbox"/> See patent family annex. | | | |
| * Special categories of cited documents : | | | | |
| "A" document defining the general state of the art which is not considered to be of particular relevance "E" earlier application or patent but published on or after the international filing date "L" document which may throw doubts on priority claim(s) or which is cited to establish the publication date of another citation or other special reason (as specified) "O" document referring to an oral disclosure, use, exhibition or other means "P" document published prior to the international filing date but later than the priority date claimed | "T" later document published after the international filing date or priority date and not in conflict with the application but cited to understand the principle or theory underlying the invention "X" document of particular relevance; the claimed invention cannot be considered novel or cannot be considered to involve an inventive step when the document is taken alone "Y" document of particular relevance; the claimed invention cannot be considered to involve an inventive step when the document is combined with one or more other such documents, such combination being obvious to a person skilled in the art "&" document member of the same patent family | | | |
| Date of the actual completion of the international search | Date of mailing of the international search report | | | |
| 21 January 2015 | 29/01/2015 | | | |
| Name and mailing address of the ISA/ European Patent Office, P.B. 5818 Patentlaan 2 NL - 2280 HV Rijswijk Tel. (+31-70) 340-2040, Fax: (+31-70) 340-3016 | Authorized officer Zellner, Eveline | | | |

INTERNATIONAL SEARCH REPORT

International application No

PCT/IB2014/064285

| C(Continuation). DOCUMENTS CONSIDERED TO BE RELEVANT | | |
|--|---|-----------------------|
| Category* | Citation of document, with indication, where appropriate, of the relevant passages | Relevant to claim No. |
| X | <p>LOMBARDO L: "New insights into Lactobacillus and functional intestinal disorders", MINERVA GASTROENTEROLOGICA E DIETOLOGICA, EDIZIONI MINERVA MEDICA, TORINO, IT, vol. 54, no. 3, 1 September 2008 (2008-09-01), pages 287-293, XP009117218, ISSN: 1121-421X</p> | 1-4,6-10 |
| Y | <p>page 290, column 1, paragraph 2 - column 2, paragraph 3</p> | 5 |
| X | <p>----- WO 00/54788 A1 (ITALMED S N C DI GALLI G E PAC [IT]; GALLI GIOVANNA [IT]) 21 September 2000 (2000-09-21)</p> | 1-4,6-10 |
| Y | <p>page 8, line 27 - page 9, line 6; claims 1,5,7,8</p> | 5 |
| X | <p>----- FRANCESCA VALERIO: "Effects of Probiotic Lactobacillus paracasei-enriched Artichokes on Constipated Patients", J CLIN GASTROENTEROL, 10 September 2010 (2010-09-10), pages 49-43, XP009174008,</p> | 1-4,6-10 |
| Y | <p>abstract</p> | 5 |
| E | <p>----- WO 2015/000972 A1 (SG AUSTRIA PTE LTD [SG]; GUENZBURG WALTER H [SG]) 8 January 2015 (2015-01-08) paragraphs [0051], [0065]; claims 17,33</p> | 1-10 |
| E | <p>----- WO 2014/137211 A1 (UNIV GRONINGEN [NL]; GRONINGEN ACAD ZIEKENHUIS [NL]; UNIV WAGENINGEN [NL]) 12 September 2014 (2014-09-12) page 8, line 6 - page 9, line 33</p> | 1-10 |

INTERNATIONAL SEARCH REPORT

Information on patent family members

International application No

PCT/IB2014/064285

| Patent document cited in search report | Publication date | Patent family member(s) | Publication date |
|--|------------------|-------------------------|------------------|
| WO 0054788 | A1 | 21-09-2000 | |
| | | AT 228001 T | 15-12-2002 |
| | | AU 3555800 A | 04-10-2000 |
| | | DE 60000825 D1 | 02-01-2003 |
| | | DE 60000825 T2 | 04-09-2003 |
| | | EP 1162987 A1 | 19-12-2001 |
| | | ES 2188521 T3 | 01-07-2003 |
| | | IT F1990051 A1 | 15-09-2000 |
| | | WO 0054788 A1 | 21-09-2000 |
| ----- | | | |
| WO 2015000972 | A1 | 08-01-2015 | NONE |
| ----- | | | |
| WO 2014137211 | A1 | 12-09-2014 | NONE |
| ----- | | | |